









## B2B Transparency Report





Reviewed by Saphe: 04/28/2021  
 Producer: NuSachi Inc.  
 Product Name: Greenway – Tanasi Gold  
 Batch ID: RE24-RE29-F24  
 Product Expiration: 4/13/2023



 <b>Seed/Clone</b>		
Verified Lab COA	Licensed Producer	Certified Seed
N/A		N/A

 <b>Biomass</b>		
Verified Lab COA	Licensed Producer	Cultivation Practices
		

 <b>Extract</b>		
Verified Lab COA	Licensed Producer	Extraction Practices
		

 <b>Final Formulation</b>		
THC Compliant (≤0.3%)	CBD Potency	Tested for Contam.
		

01. Seed/Clone Documentation	
Supplier Name:	Confidential
Lab Name:	N/A

02. Biomass Documentation	
Supplier Name:	Confidential
Lab Name:	Internal

03. Extract Documentation	
Supplier Name:	Confidential
Lab Name:	Gobi Hemp, CO

04. Final Formulation	
Supplier Name:	Confidential
Lab Name:	Gobi Hemp, CO

License	Verified (Y/N)
Colorado Industrial Hemp	Yes

License	Verified (Y/N)
Colorado Industrial Hemp	Yes

License	Verified (Y/N)
- Oregon Hemp Handler - Colorado DPHE - Manufacturer	Yes

License	Verified (Y/N)
Tennessee Food Processor License	Yes

Testing Documentation	Verified (Y/N)

Testing Documentation	Verified (Y/N)
Potency	Yes

Testing Documentation	Verified (Y/N)
Potency: THC & CBD	Yes
Pesticides	Yes
Heavy Metals	Yes
Mycotoxins	Yes
Mold/Microbials	Yes
Residual Solvents	Yes

Testing Documentation	Verified (Y/N)
Potency: THC & CBD	Yes
Pesticides	Yes
Heavy Metals	Yes
Mycotoxins	Yes
Mold/Microbials	Yes

Certifications	Verified (Y/N)
USDA Organic	Yes

Certifications	Verified (Y/N)
USDA Organic	Yes

Certifications	Verified (Y/N)
GMP Certified	Yes
Kosher	Yes
ISO 9001:2015	Yes
FDA Registered	Yes
Non-GMO	Yes

Certifications	Verified (Y/N)

# Gobi Hemp

## Analytical Report - Certificate of Analysis



**Manifest:** 2104150010  
**Sample Id:** 1A-GHEMP-2104150010-0001  
**Sample Name:** Tenasi Gold - RE24-RE29-F24  
**Sample Type:** Infused (edible)  
**Client Id:** CID-00179  
**Client:** Nusachi Processing LLC  
**Address:** 118 16th Ave South Suite 230, Nashville, Tennessee 37203

**Test Performed:** Hemp Lab  
**Report No:** P-2104150010-V2  
**Receive Date:** 2021-04-15  
**Test Date:** 2021-04-16  
**Report Date:** 2021-04-16  
**Sample Condition:** Good  
**Method Reference:** GH-OP-06

### Scope

The content of sixteen cannabinoids was determined by an in-house developed method for solvent extraction followed by High Performance Liquid Chromatography with Diode Array Detection.

Cannabinoids	mg/unit	mg/gram
CBDV	3.84	0.38
CBDA	433.15	43.32
CBGA	3.66	0.37
CBG	ND	ND
CBD	434.16	43.42
THCV	ND	ND
CBN	ND	ND
Δ9-THC	22.50	2.25
CBC	13.97	1.40
THCA	T	T
CBDVA	2.41	0.24
THCVA	ND	ND
CBNA	ND	ND
Δ8-THC	ND	ND
CBL	ND	ND
CBCA	ND	ND

ND - not detected; T - trace; ULOQ - limit of quantitation

	mg/unit	mg/gram
Total Δ9-THC	22.50	2.25
Total CBD	814.03	81.40
Total CBG	3.21	0.32
Total Cannabinoids	913.69	91.37
Total Δ9-THC (%)	0.22%	

Total Δ9-THC = Δ9-THC + (THCA x 0.877)

Total CBD = CBD + (CBDA x 0.877)

Total CBG = CBG + (CBGA x 0.877)

Net Weight (g)
10.00

Laboratory Comments:

Jerry Hogan - Director of Operations

2021-04-16

Date

This report has been prepared by Gobi Hemp Laboratory exclusively for our Client and their Authorized Representatives. All analytical work is conducted in accordance with a mutually agreed upon scope of work and the terms and conditions as expressed in the Gobi Hemp Laboratory Service Agreement. This report is not to be reproduced in whole or in part without prior written approval. The results shown on this report relate only to the samples submitted to the laboratory. Estimated Uncertainty available upon request.



Gobi Hemp  
 • 3940 Youngfield St. •  
 • Wheat Ridge CO 80033 •  
 • ISO/IEC 17025:2017 Accredited •  
 • (303) 955-4934 •



# Gobi Hemp

## Pesticide Residues Report - Certificate of Analysis



**Manifest:** 2104150010  
**Sample Id:** 1A-GHEMP-2104150010-0001  
**Sample Name:** Tenasi Gold - RE24-RE29-F24  
**Sample Type:** Infused (edible)  
**Client Id:** CID-00179  
**Client:** Nusachi Processing LLC  
**Address:** 118 16th Ave South Suite 230, Nashville, Tennessee 37203

**Test Performed:** Hemp Lab  
**Report No:** PE-2104150010-V1  
**Receive Date:** 2021-04-15  
**Test Date:** 2021-04-19  
**Report Date:** 2021-04-22  
**Sample Condition:** Good  
**Method Reference:** GH-OP-11

### Scope

The content of 60 pesticides were quantified using liquid chromatography coupled to multiple mass spectrometry (LC-MS2) equipped with electrospray ionization (ESI) in positive mode after sample extraction using methodology based on AOAC 2007 and EN 15662 standard procedures. Identification was based on the retention time of each compound and the product mass generated using single reaction monitoring (SRM), and quantitation was determined using external standard calibration.

Analyte	Reporting Level µg/g	µg/g
Avermectin B1a	0.1	ND
Acephate	0.1	NT
Acetamiprid	0.1	ND
Aldicarb	0.1	NT
Axoxystrobin	0.1	ND
Bifenazate	0.1	ND
Bifenthrin	0.1	ND
Boscalid	0.1	ND
Captan	0.1	ND
Carbaryl	0.1	ND
Carbofuran	0.1	ND
Chlorantraniliprole	0.1	ND
Chlordane	0.1	ND
Chlorpyrifos	0.1	ND
Clofentazine	0.1	ND
Coumaphos	0.1	ND
Baythroid (Cyfluthrin)*	0.1	NT
Cypermethrin*	0.1	NT
Dichlorvos	0.1	ND
Diazinon	0.1	ND
Dimethoate	0.1	ND
Dimethomorph*	0.1	ND
Prophos	0.1	ND
Etofenprox	0.1	ND
Etoxazole	0.1	ND
Fenhexamid	0.1	ND
Fenoxycarb	0.1	ND
Fenpyroximate	0.1	ND
Fipronil	0.1	ND
Flonicamid	0.1	ND
Fludioxonil	0.1	ND

Analyte	Reporting Level µg/g	µg/g
Hexythiazox	0.1	ND
Imazilil	0.1	ND
Imidacloprid	0.1	ND
Kresoxim Methyl	0.1	ND
Malathion	0.1	ND
Metalaxyl	0.1	ND
Methiocarb	0.1	ND
Methomyl	0.1	NT
Mevinphos*	0.1	ND
MGK-264	0.1	ND
Myclobutanil	0.1	ND
Oxamyl	0.1	ND
Paclobutrazol	0.1	ND
Pentachloronitrobenzene	0.1	ND
Permethrin*	0.1	ND
Imidan(Phosmet)	0.1	ND
Piperonyl Butoxide	0.1	ND
Propiconazole	0.1	ND
Propuxor	0.1	ND
Pyrethrin*	0.1	ND
Pyridaben	0.1	ND
Spinetoram	0.1	ND
Spinosad*	0.1	ND
Spiromefesin	0.1	ND
Spirotetramat	0.1	ND
Spiroxamine	0.1	ND
Tebuconazole	0.1	ND
Thiacloprid	0.1	ND
Thiamethoxam	0.1	ND
Trifloxystrobin	0.1	ND

NT - not tested; ND - not detected above Reporting Level; T - trace; \* Total of Isomers

### Lab Comments:

Jerry Hogan - Director of Operations

2021-04-22

Date

This report has been prepared by Gobi Analytical, Inc. exclusively for our Client and their Authorized Representatives. All analytical work is conducted in accordance with a mutually agreed upon scope of work and the terms and conditions as expressed in the Gobi Analytical Inc. Laboratory Service Agreement. This report is not to be reproduced in whole or in part without prior written approval. The results shown on this report relate only to the samples submitted to the laboratory.

•Gobi Hemp •  
• 3940 Youngfield St. Wheat Ridge CO 80033 •  
• (720)560-9299 •



# Gobi Hemp

## Analytical Report - Certificate of Analysis



**Manifest:** 2104150010  
**Sample Id:** 1A-GHEMP-2104150010-0001  
**Sample Name:** Tenasi Gold - RE24-RE29-F24  
**Sample Type:** Infused (edible)  
**Client Id:** CID-00179  
**Client:** Nusachi Processing LLC  
**Address:** 118 16th Ave South Suite 230, Nashville, Tennessee 37203

**Test Performed:** Hemp Lab  
**Report No:** R-2104150010-V1  
**Receive Date:** 2021-04-15  
**Test Date:** 2021-04-20  
**Report Date:** 2021-04-22  
**Sample Condition:** Good  
**Method Reference:** GH-OP-16

### Scope

Ochratoxin and Total Aflatoxin were quantified using liquid chromatography coupled to multiple mass spectrometry (LC-MS/MS) equipped with electrospray ionization (ESI) in positive mode after sample extraction. Identification was based on the retention time of each compound and the product mass generated using single reaction monitoring (SRM). Quantitation was determined using external calibration.

Mycotoxins	Reporting Limits (ppm)	Parts Per Million (ppm)
Aflatoxin G2	0.005	ND
Aflatoxin G1	0.005	ND
Aflatoxin B2	0.005	ND
Aflatoxin B1	0.005	ND
Ochratoxin A	0.020	ND

ND - not detected; T - trace; ULOQ - upper limit of quantitation

Laboratory Comments:

2021-04-22

Jerry Hogan - Director of Operations

Date

This report has been prepared by Gobi Hemp Laboratory exclusively for our Client and their Authorized Representatives. All analytical work is conducted in accordance with a mutually agreed upon scope of work and the terms and conditions as expressed in the Gobi Hemp Laboratory Service Agreement. This report is not to be reproduced in whole or in part without prior written approval. The results shown on this report relate only to the samples submitted to the laboratory. Estimated Uncertainty available upon request.

- Gobi Hemp
- 3940 Youngfield St. •
  - Wheat Ridge CO 80033 •
  - (303) 955-4934 •



**Manifest:** 2104150010  
**Sample Types:** Infused (edible), Concentrate  
**Test Performed:** Microbial Lab  
**Client Id:** CID-00179  
**Client:** Nusachi Processing LLC  
**Address:** 118 16th Ave South Suite 230, Nashville, Tennessee 37203

**Report No:** M-2104150010-V1  
**Receive Date:** 2021-04-15  
**Test Date:** 2021-04-15  
**Report Date:** 2021-04-20  
**Sample Condition:** Good  
**Method Reference:** MBH-OP-02, MBH-OP-03, MBH-OP-05, MBH-OP-10, MBH-OP-11

### Scope

Contaminant testing for the identified pathogens *Salmonella spp.* and *Shiga Toxin Virulence Genes, O26, O45, O103, O111, O121, O145 and O157:H7 serogroups of Escherichia coli (STEC)* was performed through Polymerase Chain Reaction (PCR) presumptive experimentation, and confirmed through cultural methodology where applicable. Results for *Salmonella spp.* and STEC are represented as a negative or positive determination, a negative result indicating no detection of the respective contaminant.

Total Yeast and Mold Count (TYMC)/Total Aerobic Count(TAC)/Total Coliform Count (TCC) were determined through 3M™ Petrifilm™ plating technology. The TYMC/TAC/TCC is represented as a count in colony forming units per gram (cfu/g).



Jerry Hogan - Director of Operations

2021-04-20

Date

This report has been prepared by Gobi Hemp Laboratory exclusively for our Client and their Authorized Representatives. All analytical work is conducted in accordance with a mutually agreed upon scope of work and the terms and conditions as expressed in the Gobi Hemp Laboratory Service Agreement. This report is not to be reproduced in whole or in part without prior written approval. The results shown on this report relate only to the samples submitted to the laboratory. Estimated Uncertainty available upon request.

Gobi Hemp  
● 3940 Youngfield St. ●  
● Wheat Ridge CO 80033 ●  
● ISO/IEC 17025:2017 Accredited ●  
● (303) 955-4934 ●



**Manifest:** 2104150010  
**Sample Types:** Infused (edible), Concentrate  
**Test Performed:** Microbial Lab  
**Client Id:** CID-00179  
**Client:** Nusachi Processing LLC  
**Address:** 118 16th Ave South Suite 230, Nashville, Tennessee 37203

**Report No:** M-2104150010-V1  
**Receive Date:** 2021-04-15  
**Test Date:** 2021-04-15  
**Report Date:** 2021-04-20  
**Sample Condition:** Good  
**Method Reference:** MBH-OP-02, MBH-OP-03, MBH-OP-05, MBH-OP-10, MBH-OP-11

Sample Id	Product	Salmonella spp.	STEC	TYMC (cfu/g)	TAC (cfu/g)	TCC (cfu/g)
1A-GHEMP-2104150010-0001	Tenasi Gold - RE24-RE29-F24	Negative	Negative	<100	<100	<100

STEC - shiga toxin-producing *Escherichia coli*; TYMC - total yeast and mold count;  
TAC - Total Aerobic Count; TCC - Total Coliform Count

Laboratory Comments:



Jerry Hogan - Director of Operations

2021-04-20

Date

This report has been prepared by Gobi Hemp Laboratory exclusively for our Client and their Authorized Representatives. All analytical work is conducted in accordance with a mutually agreed upon scope of work and the terms and conditions as expressed in the Gobi Hemp Laboratory Service Agreement. This report is not to be reproduced in whole or in part without prior written approval. The results shown on this report relate only to the samples submitted to the laboratory. Estimated Uncertainty available upon request.

Gobi Hemp  
• 3940 Youngfield St. •  
• Wheat Ridge CO 80033 •  
• ISO/IEC 17025:2017 Accredited •  
• (303) 955-4934 •



# Gobi Hemp

## Analytical Report - Certificate of Analysis



**Manifest:** 2104150010  
**Sample Id:** 1A-GHEMP-2104150010-0001  
**Sample Name:** Tenasi Gold - RE24-RE29-F24  
**Sample Type:** Infused (edible)  
**Client Id:** CID-00179  
**Client:** Nusachi Processing LLC  
**Address:** 118 16th Ave South Suite 230, Nashville, Tennessee 37203

**Test Performed:** Hemp Lab  
**Intended Use:** Inhaled or Audited Product  
**Report No:** MT-2104150010-V1  
**Receive Date:** 2021-04-15  
**Test Date:** 2021-04-16  
**Report Date:** 2021-04-20  
**Sample Condition:** Good  
**Method Reference:** GH-OP-17

### Scope

Arsenic, Cadmium, Lead and Mercury were determined by an Inductively Coupled Plasma Mass Spectrometer (ICP-MS) using an in-house developed method.

Metals	Sample Reporting Limit (ppm)	Parts Per Million (ppm)
Arsenic	0.100	ND
Cadmium	0.100	ND
Lead	0.100	ND
Mercury	0.100	ND

ND - not detected; T - trace; ULOQ - upper limit of quantitation

Laboratory Comments:

Jon Person Client Relations Manager

2021-04-20

Date

This report has been prepared by Gobi Hemp Laboratory exclusively for our Client and their Authorized Representatives. All analytical work is conducted in accordance with a mutually agreed upon scope of work and the terms and conditions as expressed in the Gobi Hemp Laboratory Service Agreement. This report is not to be reproduced in whole or in part without prior written approval. The results shown on this report relate only to the samples submitted to the laboratory. Estimated Uncertainty available upon request.



Gobi Hemp  
• 3940 Youngfield St. •  
• Wheat Ridge CO 80033 •  
• ISO/IEC 17025:2017 Accredited •  
• (303) 955-4934 •

