



Reviewed by Saphe: October 22, 2020  
 Company: NuSachi Inc  
 Product Name: Greenway Tanasi 2400mg 30mL Tincture  
 Batch ID: W2/3-F2  
 Product Expiration: --







## Batch Transparency Summary

 <b>Seed/Clone</b>		
Verified Lab COA	Licensed Producer	Certified Seed (if applicable)
—	—	N/A

 <b>Biomass</b>		
Verified Lab COA	Licensed Producer	Cultivation Practices
—	—	—

 <b>Extract</b>		
Verified Lab COA	Licensed Producer	Extraction Practices
		—

 <b>Final Formulation</b>		
THC Compliant (≥0.3%)	Licensed Producer	CBD Potency Test
		

### 01. Seed/Clone Documentation

Supplier Name: —  
 Type: —  
 Lab Name: --

### 02. Biomass Documentation

Supplier Name: —  
 Lab Name: —

### 03. Extract Documentation

Supplier Name: NuSachi Inc  
 Lab Name: Gobi Hemp, CO

### 04. Final Formulation

Supplier Name: NuSachi Inc  
 Lab Name: Gobi Hemp, CO

Testing Documentation	Status
—	—
License	Status
Certifications	Status

Testing Documentation	Status
—	—
License	Status
—	—
Certifications	Status

Testing Documentation	Status
Potency: THC & CBD	Confirmed
License	Status
Food Manufacturing Permit, TN Dept. of Agriculture	Confirmed
Certifications	Status

Testing Documentation	Status
Potency: THC & CBD	Confirmed
Terpenes	No
Heavy Metals	Confirmed
Mycotoxins	No
Mold/Microbials	Confirmed
Residual Solvents	Confirmed
Pesticides	Confirmed
License	Status
Food Manufacturing Permit, TN Dept. of Agriculture	Confirmed

# Gobi Hemp

## Analytical Report - Certificate of Analysis



**Manifest:** 2010160003  
**Sample Id:** 1A-GHEMP-2010160003-0001  
**Sample Name:** Greenway Tincture 8% W2/3-F2  
**Sample Type:** Concentrate  
**Client Id:** CID-00179  
**Client:** Nusachi Processing LLC  
**Address:** 118 16th Ave South Suite 230, Nashville, Tennessee 37203

**Test Performed:** Chemistry Lab  
**Report No:** P-2010160003-V1  
**Receive Date:** 2020-10-16  
**Test Date:** 2020-10-19  
**Report Date:** 2020-10-19  
**Sample Condition:** Good  
**Method Reference:** GH-OP-06

### Scope

The content of sixteen cannabinoids was determined by an in-house developed method for solvent extraction followed by High Performance Liquid Chromatography with Diode Array Detection.

Cannabinoids	Percent	mg/gram
CBDV	0.03	0.31
CBDA	4.01	40.10
CBGA	0.09	0.91
CBG	0.04	0.35
CBD	4.01	40.09
THCV	ND	ND
CBN	T	T
Δ9-THC	0.13	1.26
CBC	0.04	0.40
THCA	0.12	1.15
CBDVA	0.03	0.25
THCVA	ND	ND
CBNA	ND	ND
Δ8-THC	ND	ND
CBL	ND	ND
CBCA	0.19	1.91

ND - not detected; T - trace; ULOQ - limit of quantitation

	Percent	mg/gram
Total Δ9-THC	0.23	2.27
Total CBD	7.53	75.26
Total Cannabinoids	8.67	86.73

Total Δ9-THC = Δ9-THC + (THCA x 0.877)  
 Total CBD = CBD + (CBDA x 0.877)

Laboratory Comments:

Jon Person Client Relations Manager

2020-10-19

Date

This report has been prepared by Gobi Hemp Laboratory exclusively for our Client and their Authorized Representatives. All analytical work is conducted in accordance with a mutually agreed upon scope of work and the terms and conditions as expressed in the Gobi Hemp Laboratory Service Agreement. This report is not to be reproduced in whole or in part without prior written approval. The results shown on this report relate only to the samples submitted to the laboratory. Estimated Uncertainty available upon request.

Gobi Hemp  
 • 3940 Youngfield St. •  
 • Wheat Ridge CO 80033 •  
 • (303) 955-4934 •



# Gobi Hemp

## Pesticide Residues Report - Certificate of Analysis



**Manifest:** 2010160003  
**Sample Id:** 1A-GHEMP-2010160003-0001  
**Sample Name:** Greenway Tincture 8% W2/3-F2  
**Sample Type:** Concentrate  
**Client Id:** CID-00179  
**Client:** Nusachi Processing LLC  
**Address:** 118 16th Ave South Suite 230, Nashville, Tennessee 37203

**Test Performed:** Chemistry Lab  
**Report No:** PE-2010160003-V1  
**Receive Date:** 2020-10-16  
**Test Date:** 2020-10-16  
**Report Date:** 2020-10-20  
**Sample Condition:** Good  
**Method Reference:** GH-OP-11

### Scope

The content of 60 pesticides were quantified using liquid chromatography coupled to multiple mass spectrometry (LC-MS2) equipped with electrospray ionization (ESI) in positive mode after sample extraction using methodology based on AOAC 2007 and EN 15662 standard procedures. Identification was based on the retention time of each compound and the product mass generated using single reaction monitoring (SRM), and quantitation was determined using external standard calibration.

Analyte	Reporting Level µg/g	µg/g
Avermectin B1a	0.1	ND
Acephate	0.1	ND
Acetamiprid	0.1	ND
Aldicarb	0.1	ND
Axoxystrobin	0.1	ND
Bifenazate	0.1	ND
Bifenthrin	0.1	ND
Boscalid	0.1	ND
Captan	0.1	ND
Carbaryl	0.1	ND
Carbofuran	0.1	ND
Chlorantraniliprole	0.1	ND
Chlordane	0.1	ND
Chlorpyrifos	0.1	ND
Clofentazine	0.1	ND
Coumaphos	0.1	ND
Baythroid (Cyfluthrin)*	0.1	NT
Cypermethrin*	0.1	NT
Dichlorvos	0.1	ND
Diazinon	0.1	ND
Dimethoate	0.1	ND
Dimethomorph*	0.1	ND
Prophos	0.1	ND
Etofenprox	0.1	ND
Etoxazole	0.1	ND
Fenhexamid	0.1	ND
Fenoxycarb	0.1	ND
Fenpyroximate	0.1	ND
Fipronil	0.1	ND
Flonicamid	0.1	ND
Fludioxonil	0.1	ND

Analyte	Reporting Level µg/g	µg/g
Hexythiazox	0.1	ND
Imazilil	0.1	ND
Imidacloprid	0.1	ND
Kresoxim Methyl	0.1	ND
Malathion	0.1	ND
Metalaxyl	0.1	ND
Methiocarb	0.1	ND
Methomyl	0.1	ND
Mevinphos*	0.1	ND
MGK-264	0.1	ND
Myclobutanil	0.1	ND
Oxamyl	0.1	ND
Paclobutrazol	0.1	ND
Pentachloronitrobenzene	0.1	ND
Permethrin*	0.1	ND
Imidan(Phosmet)	0.1	ND
Piperonyl Butoxide	0.1	ND
Propiconazole	0.1	ND
Propuxor	0.1	ND
Pyrethrin*	0.1	ND
Pyridaben	0.1	ND
Spinetoram	0.1	ND
Spinosad*	0.1	ND
Spiromefesin	0.1	ND
Spirotetramat	0.1	ND
Spiroxamine	0.1	ND
Tebuconazole	0.1	ND
Thiacloprid	0.1	ND
Thiamethoxam	0.1	ND
Trifloxystrobin	0.1	ND

NT - not tested; ND - not detected above Reporting Level; T - trace; \* Total of Isomers

### Lab Comments:

Jon Person Client Relations Manager

2020-10-20

Date

This report has been prepared by Gobi Analytical, Inc. exclusively for our Client and their Authorized Representatives. All analytical work is conducted in accordance with a mutually agreed upon scope of work and the terms and conditions as expressed in the Gobi Analytical Inc. Laboratory Service Agreement. This report is not to be reproduced in whole or in part without prior written approval. The results shown on this report relate only to the samples submitted to the laboratory.

- Gobi Hemp •
- 3940 Youngfield St. Wheat Ridge CO 80033 •
- (720)560-9299 •



# Gobi Hemp

## Analytical Report - Certificate of Analysis



**Manifest:** 2010160003  
**Sample Id:** 1A-GHEMP-2010160003-0001  
**Sample Name:** Greenway Tincture 8% W2/3-F2  
**Sample Type:** Concentrate  
**Client Id:** CID-00179  
**Client:** Nusachi Processing LLC  
**Address:** 118 16th Ave South Suite 230, Nashville, Tennessee 37203

**Test Performed:** Chemistry Lab  
**Intended Use:** Inhaled or Audited Product  
**Report No:** MT-2010160003-V2  
**Receive Date:** 2020-10-16  
**Test Date:** 2020-10-21  
**Report Date:** 2020-10-22  
**Sample Condition:** Good  
**Method Reference:** GH-OP-17

### Scope

Arsenic, Cadmium, Lead and Mercury were determined by an Inductive Coupled Plasma Mass Spectrometer (ICP-MS) using an in-house developed method.

Metals	Sample Reporting Limit (ppm)	Parts Per Million (ppm)
Arsenic	0.100	ND
Cadmium	0.100	ND
Lead	0.100	ND
Mercury	0.100	ND

ND - not detected; T - trace; ULOQ - upper limit of quantitation

Laboratory Comments:

Jon Person Client Relations Manager

2020-10-22

Date

This report has been prepared by Gobi Hemp Laboratory exclusively for our Client and their Authorized Representatives. All analytical work is conducted in accordance with a mutually agreed upon scope of work and the terms and conditions as expressed in the Gobi Hemp Laboratory Service Agreement. This report is not to be reproduced in whole or in part without prior written approval. The results shown on this report relate only to the samples submitted to the laboratory. Estimated Uncertainty available upon request.

Gobi Hemp  
• 3940 Youngfield St. •  
• Wheat Ridge CO 80033 •  
• (303) 955-4934 •



---

<b>Manifest:</b>	2010160003	<b>Report No:</b>	M-2010160003-V1
<b>Sample Type:</b>	Concentrate	<b>Receive Date:</b>	2020-10-16
<b>Test Performed:</b>	Microbial Lab	<b>Test Date:</b>	2020-10-16
<b>Client Id:</b>	CID-00179	<b>Report Date:</b>	2020-10-19
<b>Client:</b>	Nusachi Processing LLC	<b>Sample Condition:</b>	Good
<b>Address:</b>	118 16th Ave South Suite 230, Nashville, Tennessee 37203	<b>Method Reference:</b>	MBH-OP-02, MBH-OP-03, MBH-OP-05, MBH-OP-10, MBH-OP-11

---

### Scope

Contaminant testing for the identified pathogens *Salmonella spp.* and *Shiga Toxin Virulence Genes, O26, O45, O103, O111, O121, O145 and O157:H7 serogroups of Escherichia coli (STEC)* was performed through Polymerase Chain Reaction (PCR) presumptive experimentation, and confirmed through cultural methodology where applicable. Results for *Salmonella spp.* and STEC are represented as a negative or positive determination, a negative result indicating no detection of the respective contaminant.

Total Yeast and Mold Count (TYMC)/Total Aerobic Count(TAC)/Total Coliform Count (TCC) were determined through 3M™ Petrifilm™ plating technology. The TYMC/TAC/TCC is represented as a count in colony forming units per gram (cfu/g).



Astha Gupta Laboratory Director

2020-10-19

Date

This report has been prepared by Gobi Hemp Laboratory exclusively for our Client and their Authorized Representatives. All analytical work is conducted in accordance with a mutually agreed upon scope of work and the terms and conditions as expressed in the Gobi Hemp Laboratory Service Agreement. This report is not to be reproduced in whole or in part without prior written approval. The results shown on this report relate only to the samples submitted to the laboratory. Estimated Uncertainty available upon request.

Gobi Hemp  
• 3940 Youngfield St. •  
• Wheat Ridge CO 80033 •  
• (303) 955-4934 •

**Manifest:** 2010160003  
**Sample Type:** Concentrate  
**Test Performed:** Microbial Lab  
**Client Id:** CID-00179  
**Client:** Nusachi Processing LLC  
**Address:** 118 16th Ave South Suite 230, Nashville, Tennessee 37203

**Report No:** M-2010160003-V1  
**Receive Date:** 2020-10-16  
**Test Date:** 2020-10-16  
**Report Date:** 2020-10-19  
**Sample Condition:** Good  
**Method Reference:** MBH-OP-02, MBH-OP-03, MBH-OP-05, MBH-OP-10, MBH-OP-11

Sample Id	Product	Salmonella spp.	STEC	TYMC (cfu/g)	TAC (cfu/g)	TCC (cfu/g)
1A-GHEMP-2010160003-0001	Greenway Tincture 8% W2/3-F2	Negative	Negative	<100	<100	<100

STEC - shiga toxin-producing *Escherichia coli*; TYMC - total yeast and mold count;  
TAC - Total Aerobic Count; TCC - Total Coliform Count

Laboratory Comments:



Astha Gupta Laboratory Director

2020-10-19

Date

This report has been prepared by Gobi Hemp Laboratory exclusively for our Client and their Authorized Representatives. All analytical work is conducted in accordance with a mutually agreed upon scope of work and the terms and conditions as expressed in the Gobi Hemp Laboratory Service Agreement. This report is not to be reproduced in whole or in part without prior written approval. The results shown on this report relate only to the samples submitted to the laboratory. Estimated Uncertainty available upon request.

Gobi Hemp  
• 3940 Youngfield St. •  
• Wheat Ridge CO 80033 •  
• (303) 955-4934 •